



TURLOCK POLICE DEPARTMENT

**MONTHLY REPORT  
NOVEMBER & DECEMBER  
STAFF UPDATE**



PRESENTED TO COUNCIL: JANUARY 23, 2018

TPD Tip Line • 668-5550 ext. 6780 • TPDtipline@turlock.ca.us

**DEPARTMENT STATISTICS:**

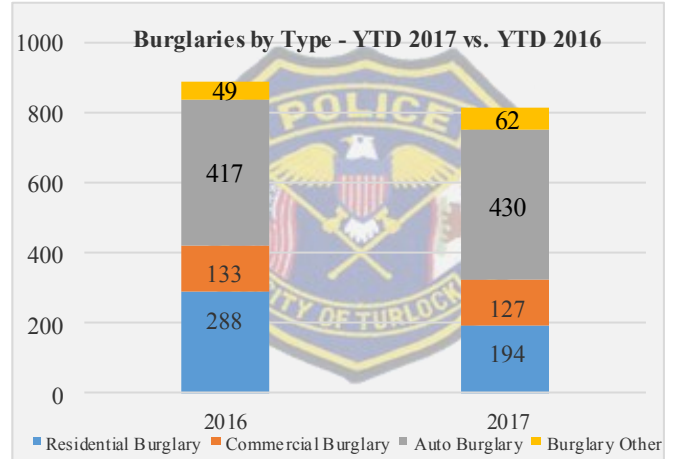
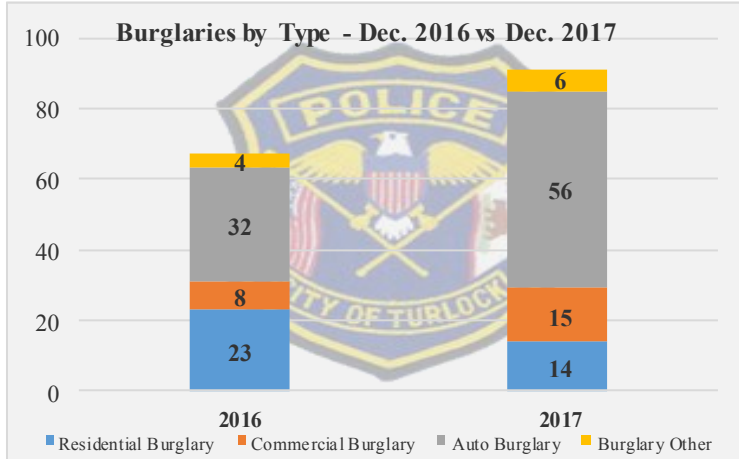
Current information as of 1/16/18

**TOP 3 CALLS FOR SERVICE**

Nov. 2016:	Nov. 2017:	% Chg.:	Dec. 2016	Dec. 2017	% Chg.:	2016 YTD (Jan.-Dec.):	2017 YTD (Jan.-Dec.):	% Chg.:
Susp. Person (156)	Susp. Person (185)	+19%	Susp. Person (133)	Susp. Person (225)	+69%	Susp. Person (1,992)	Susp. Person (2,199)	+10%
Dist.—Other (146)	Trespassing (104)	N/A	Dist.—Other (113)	Dist.—Other (112)	-1%	Dist.—Other (1,764)	Dist.—Other (1,389)	-21%
Dist.—Verb. (133)	Dist.—Verb. (114)	-14%	Susp. Incident (119)	Dist.—Verb. (124)	N/A	Susp. Incident (1,484)	Dist.—Verb. (1,709)	+15%

**BURGLARIES BY TYPE**

	Nov. 2016:	Nov. 2017:	% Chg.:	Dec. 2016	Dec. 2017	% Chg.:	2016 YTD (Jan.-Dec.):	2017 YTD (Jan.-Dec.):	% Chg.:
<b>Auto Burg.</b>	29	29	0%	32	56	75%	417	430	+3%
<b>Residential Burg.</b>	11	17	+55%	23	14	-39%	288	194	-33%
<b>Comm. Burg.</b>	19	14	-26%	8	15	+88%	133	127	-5%
<b>Burg.-Other</b>	2	3	+50%	4	6	+50%	49	62	+27%



**ARRESTS**

<b>Nov. 2016:</b> 354	<b>Nov. 2017:</b> 347	<b>Dec. 2016:</b> 427	<b>Dec. 2017:</b> 304	<b>YTD 2016:</b> 4,411	<b>YTD 2017:</b> 4,430	<b>% Chg.:</b> +0.4%
-----------------------	-----------------------	-----------------------	-----------------------	------------------------	------------------------	----------------------

**RESPONSE TIMES**

	November				December				YTD (Jan.-Dec.)				% Chg. in YTD	
	2016:		2017:		2016:		2017:		2016:		2017:		Calls Rec'd:	Response Time:
Priority 1	68	07:23	63	09:16	65	06:08	82	05:53	719	07:11	854	07:18	+19%	+2%
Priority 2	213	12:52	220	13:33	225	12:41	264	13:29	2744	13:14	2949	13:40	+8%	+3%
Priority 3	1543	46:24	1541	45:36	1416	32:22	1582	49:16	18867	39:15	19428	44:09	+3%	+13%
Priority 4	246	54:20	270	1:01:48	284	58:48	287	1:05:45	3303	59:01	3860	1:02:43	+17%	+6%

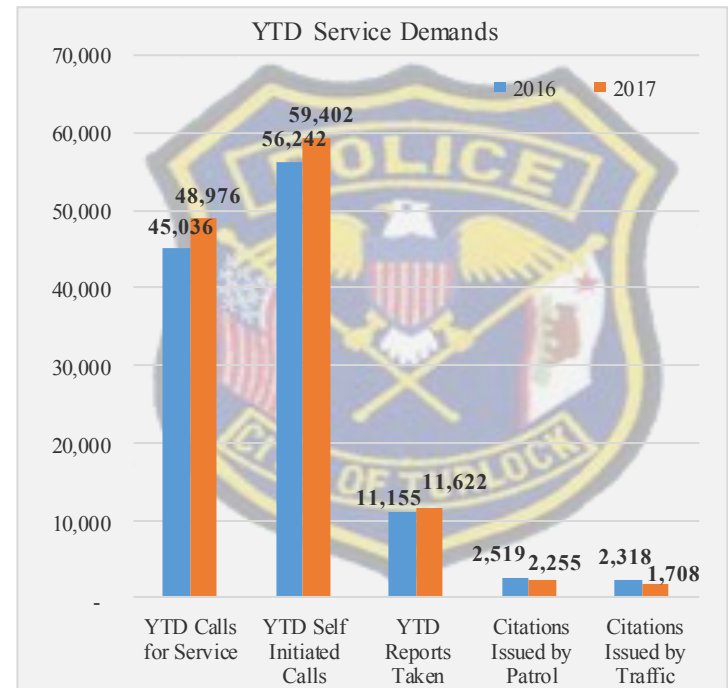
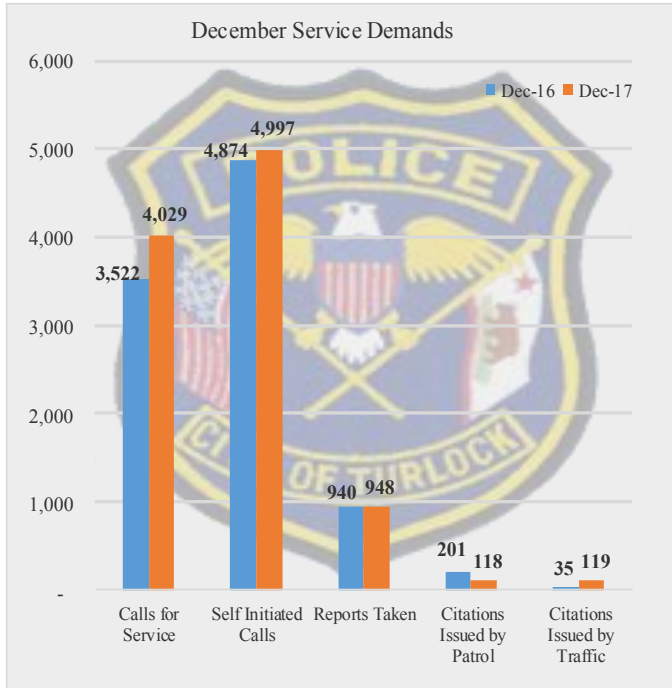
**TOP 3 CALLS FOR SERVICE FOR PATROL BY VOTING DISTRICT—NOVEMBER & DECEMBER 2017**

District 1:	District 2:	District 3:	District 4:
1. Suspicious Person (123)	1. Suspicious Person (109)	1. Suspicious Person (71)	1. Suspicious Person (78)
2. Extra Patrol (72)	2. Disturbance—Verbal (82)	2. Investigation/Code 6 (42)	2. Investigation/Code 6 (45)
3. Investigation/Code 6 (71)	3. Trespassing (82)	3. Disturbance—Noise (41)	3. Larceny (45)

## SERVICE DEMANDS:

Current information as of 1/17/18

CALLS FOR SERVICE						SELF INITIATED							
Nov.		Dec.		2016 YTD (Jan.-Dec.):	2017 YTD (Jan.-Dec.):	YTD % Chg.:	Nov.		Dec.		2016 YTD (Jan.-Dec.):	2017 YTD (Jan.-Dec.):	YTD % Chg.:
'16:	'17:	'16:	'17:				'16:	'17:	'16:	'17:			
3,650	3,830	3,522	4,029	45,036	48,976	+9%	4,707	48,70	4,874	4,997	56,242	59,402	+6%
REPORTS TAKEN						CITATIONS ISSUED							
Nov.		Dec.		2016 YTD (Jan.-Dec.):	2017 YTD (Jan.-Dec.):	YTD % Chg.:	Patrol Nov. '17	Traffic Unit Nov. '17	Patrol Dec. '17	Traffic Unit Dec. '17	2016 YTD Dept. Total (Jan.-Dec.):	2017 YTD Dept. Total (Jan.-Dec.):	YTD % Chg.:
'16:	'17:	'16:	'17:				115	195	118	119			
906	886	940	948	11,155	11,622	+4%					4,827	3,751	-22%



## SPECIAL EFFORTS:

1. Coffee with the Chief—On December 5, 2017, Chief Amirfar hosted a Coffee with the Chief event at the police department. This event was open to all citizens and was an open forum to discuss any questions or issues presented to the Chief.
2. Detectives assisted Fresno Police Department with a case involving the burglary of 50+ weapons that had direct ties to Turlock and Stanislaus County. In November, 4 of the 6 suspects were arrested.
3. TNET, Detectives, Probation, Parole and CORE collaborated together during a probation search of a residence in the 1000 block of Parnell after receiving complaints of suspected narcotics activities at the location. As a result, 6 subjects were arrested and 7 children at the home were removed by Child Protective Services (CPS).

## PROACTIVE PATROL EFFORTS:

1. Downtown Overtime Extra Patrol Shifts—During the months of November and December, officers were asked to sign-up to work non-mandatable overtime shifts to provide extra patrols specifically to downtown and City parks to address City Ordinance issues, illegal nuisance behaviors, and other criminal violations. A total of 5 extra shifts were worked by officers.
2. Daily, the Traffic Safety Unit patrols school areas during morning and afternoon traffic for extra traffic enforcement to ensure the safety of students. The Traffic Safety Unit also heavily patrolled the intersection of Hawkeye and Golden State for the full duration of construction at the location.
3. CORE officers continued extra patrols throughout parks and downtown looking for City Ordinance issues.

## ANIMAL SERVICES & PET OF THE MONTH:

1. During the month of December 2017, the Turlock Poker Room sponsored a free adoption program. A total of 32 dogs and 23 cats were adopted.
2. Animal Services visited 171 individual residences for proactive license enforcement.
3. Pet of the Month: #12-60 Chihuahua mix, male, 8 months old. See video on Animal Services Facebook page.

## SOCIAL MEDIA EFFORTS:

Current information as of 1/12/18

- Turlock Police Department posts the 24 Hour Daily Supervisory Patrol Logs on our website and on social media to inform the public of daily patrol activities.
- Public education through our social media pages is helping the Department communicate information to the public on a variety of topics including but not limited to:
  - “Not in Turlock” Anti-Hate posts from Chief Amirfar
  - DUI Doesn’t Just Mean Booze campaign posts
  - Press Releases
  - Weekly posts of traffic safety from the Traffic Safety Unit
  - Traffic Safety and Holiday Safety Tips
  - Wanted Suspects / Crime Stoppers
  - City Recruitments
  - PSA YouTube Video—Leaving Vehicles Warming Up in the Morning Resulting in Spike of Stolen Vehicles
- Department social media pages statistics (updated since 11/7/17 stats pulled):
  - Facebook—10,226 (+129 likes)
  - Twitter—5,659 followers (+114 followers)
  - Instagram—1,419 followers (+176 followers)
  - YouTube—30 subscribers
  - NextDoor—5,255 total members (+210 new members / 15% of claimed households in Turlock)

## PART ONE CRIMES:

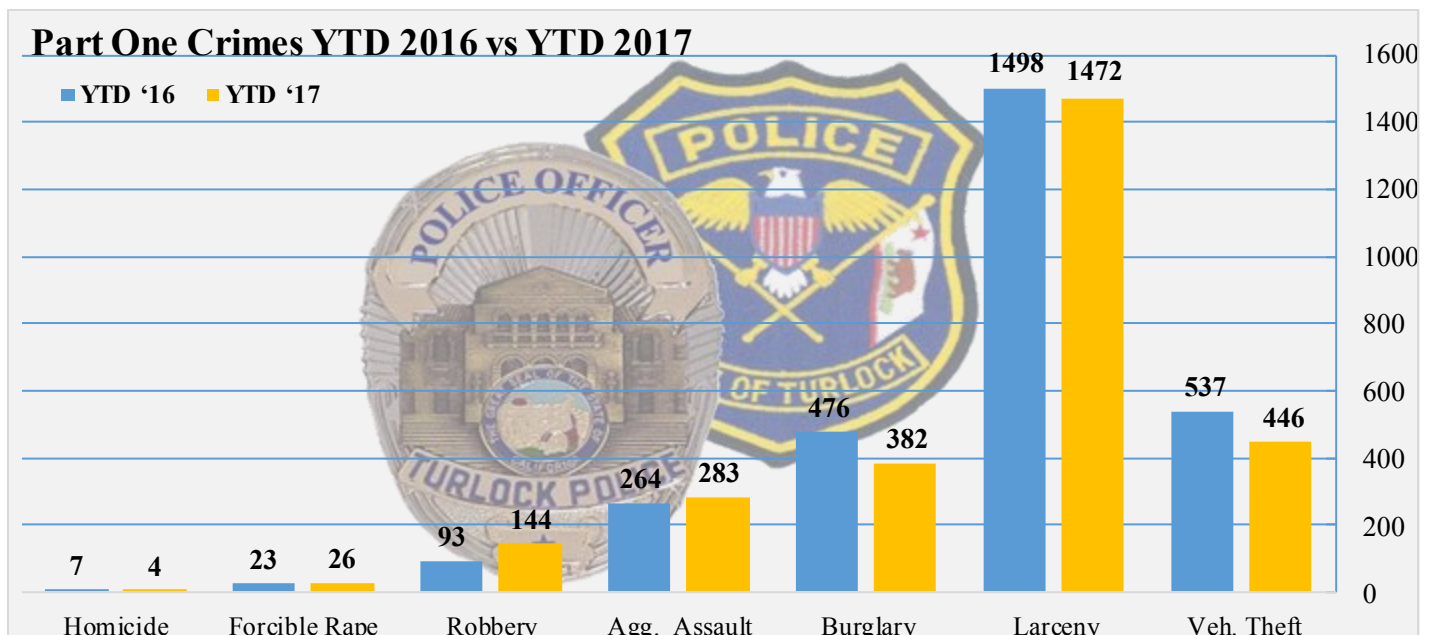
Current information as of 1/16/18

2017	JAN	FEB	MAR	APR	MAY	JUNE	JULY	AUG	SEPT	OCT	NOV	DEC	2017 YTD Crime Rate	YTD 2016	YTD 2017	% Diff. '16 YTD vs '17 YTD	5 Yr. YTD Avg. % Chg.
Homicide	0	1	0	0	0	1	0	0	0	1	0	1	0.05	7	4	-43%	+18%
Forcible Rape	4	1	0	4	5	2	2	0	1	4	1	2	0.36	23	26	+13%	+41%
Robbery	10	5	12	9	7	11	15	18	12	16	16	12	1.98	93	144	+55%	+49%
Agg. Assault	40	21	14	31	35	20	19	12	37	17	18	20	3.89	264	283	+7%	+8%
Burglary	56	32	31	33	19	23	33	25	34	27	34	35	5.25	475	382	-20%	-33%
Larceny	105	132	137	100	112	127	151	115	109	157	99	129	20.22	1,503	1,472	-2%	-4%
Veh. Theft	44	38	32	39	51	18	19	34	35	52	44	40	6.13	537	446	-17%	-5%
<b>TOTAL</b>	<b>259</b>	<b>230</b>	<b>226</b>	<b>216</b>	<b>229</b>	<b>202</b>	<b>239</b>	<b>204</b>	<b>228</b>	<b>274</b>	<b>212</b>	<b>239</b>	<b>37.87</b>	<b>2,902</b>	<b>2,757</b>	<b>-5%</b>	<b>-7%</b>

### TOP 3 PART ONE CRIMES

Nov. 2016:	Nov. 2017:	% Chg.:	Dec. 2016	Dec. 2017	% Chg.:	2016 YTD (Jan.-Dec.):	2017 YTD (Jan.-Dec.):	% Chg.:
Larceny—Theft (128)	Larceny-Theft (99)	-23%	Larceny-Theft (137)	Larceny-Theft (129)	-6%	Larceny-Theft (1,503)	Larceny-Theft (1,472)	-2%
Auto Theft (32)	Auto Theft (44)	+38%	Auto Theft (38)	Auto Theft (40)	+5%	Auto Theft (537)	Auto Theft (446)	-17%
Burglary (32)	Burglary (34)	+6%	Burglary (36)	Burglary (35)	-3%	Burglary (475)	Burglary (382)	-20%

### Part One Crimes YTD 2016 vs YTD 2017

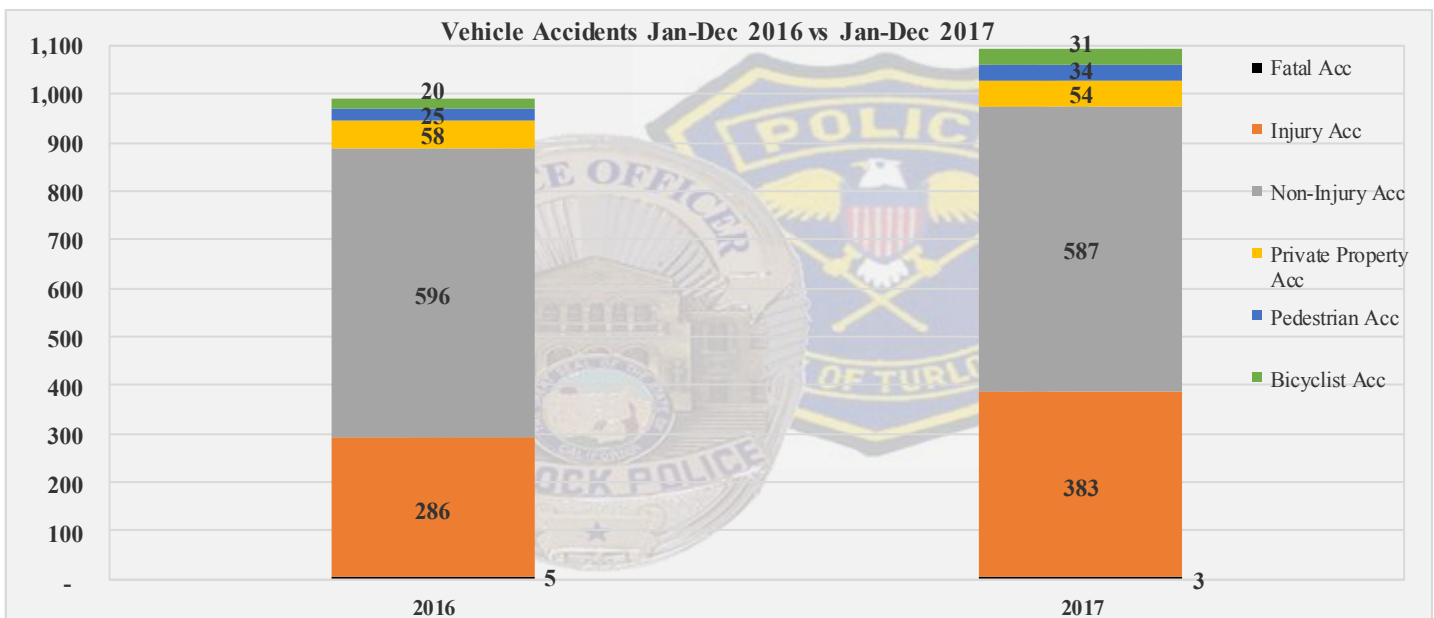


## CRIME PREVENTION EFFORTS:

- Operation Blue Santa 2017
  - 35 Families / 100+ Children Helped
  - 6 Sponsors
  - 10 After School Programs / 500 kids visited by Blue Santa who gave out 50 dozen custom sugar cookies and milk (donated by Sunrise Bakery and Crystal Creamery)
  - \$10,225 in monetary donations received / \$23,058 total value of all donations received
  - Paramount Park Senior Living helped by stuffing stockings for kids and wrapping presents
  - New to this year, T-Shirt and sweatshirt sales that doubled the investment
- VIPS assisted the Post Office with placing stickers onto community mailboxes of how to report theft or damage. The Post Office hasn't had enough staff to complete this task as a response to mailbox damages and mail thefts being on the rise.
- Citizen's Academy Graduation was held in November 2017. A total of 17 citizens graduated after completing the 8 week course that taught citizens the in depth roles and processes that each unit within the police department is responsible for.

## TRAFFIC ACCIDENTS:

	Population	Staff Level	Officers per Capita	Pedestrian Accidents	Bicyclist Accidents	Fatal Accidents	Injury Accidents	Non-Injury Accidents	Private Prop. Accidents	TOTAL ACC
<b>Nov. 2016</b>	72,050	78	1.08	3	0	2	27	49	5	<b>83</b>
<b>Nov. 2017</b>	72,796	78	1.07	0	6	1	24	52	7	<b>84</b>
<b>% Chg.</b>	+1%	-	-0.9%	-100%	+100%	-50%	-11%	+6%	+40%	<b>+1%</b>
<b>Dec. 2016</b>	72,050	78	1.08	2	2	0	34	46	3	<b>83</b>
<b>Dec. 2017</b>	72,796	78	1.07	2	1	0	34	49	8	<b>91</b>
<b>% Chg.</b>	+1%	-	-0.9%	-	-50%	-	-	+7%	+167%	<b>+10%</b>
<b>2016 YTD (Jan.-Dec.)</b>	72,050	78	1.08	25	20	5	286	596	58	<b>945</b>
<b>2017 YTD (Jan.-Dec.)</b>	72,796	78	1.07	34	31	3	383	587	54	<b>1,027</b>
<b>% Chg.</b>	+1%	-	-0.9%	+36%	+55%	+40%	+34%	-2%	-7%	<b>+9%</b>



## PRIMARY TRAFFIC COLLISION FACTORS

Nov. 2017:	Dec. 2017:
Speeding (6)	Red Light Violation (8)
Driving with Suspended License (3)	Stop Sign Violation (7)
Red Light Violation (3)	Unsafe Lane Change (4)
	Speeding (3)
	Failure to Stop at Limit Line at Stop Sign (3)

PCF's of only 3 or more listed