

**TURLOCK
POLICE
DEPARTMENT**

2019

USE OF FORCE REPORT

Ninus C. Amirfar
Chief of Police



The Turlock Police Department is a professional law enforcement agency that is committed to public service and public safety. The mission statement of the Turlock Police Department is as follows:



***“As Police Professionals,
We Commit Ourselves to
Public Service and Public Safety...”***

As dedicated public servants we will strive: For the continual pursuit of justice; For fair and equal application of the law; To treat all persons with dignity and respect, and conduct ourselves in accordance with the Law Enforcement Code of Ethics; For innovative and effective management of our resources; To create and maintain an atmosphere that encourages community input, participation, and partnerships.”

Each Turlock Police Officer subscribes to the Law Enforcement Code of Ethics:

“As a Law Enforcement Officer, my fundamental duty is to serve mankind; to safeguard lives and property; to protect the innocent against deception, the weak against oppression or intimidation, and the peaceful against violence or disorder; and to respect the Constitutional rights of all men to liberty, equality and justice.

I will keep my private life unsullied as an example to all; maintain courageous calm in the face of danger, scorn, or ridicule; develop self-restraint; and be constantly mindful of the welfare of others. Honest in thought and deed in both my personal and professional life, I will be exemplary in obeying the laws of the land and the regulations of my department. Whatever I see or hear of a confidential nature or that is confided to me in my official capacity will be kept ever secret unless revelation is necessary in the performance of my duty.

I will never act officiously or permit personal feelings, prejudices, animosities or friendships to influence my decisions. With no compromise for crime and with relentless prosecution of criminals, I will enforce the law courteously and appropriately without fear of favor, malice or ill will, never employing unnecessary force or violence and never accepting gratuities.

I recognize the badge of my office as a symbol of public faith, and I accept it as a public trust to be held so long as I am true to the ethics of the police service. I will constantly strive to achieve those objectives and ideals, dedicating myself before God to my chosen profession...law enforcement.”

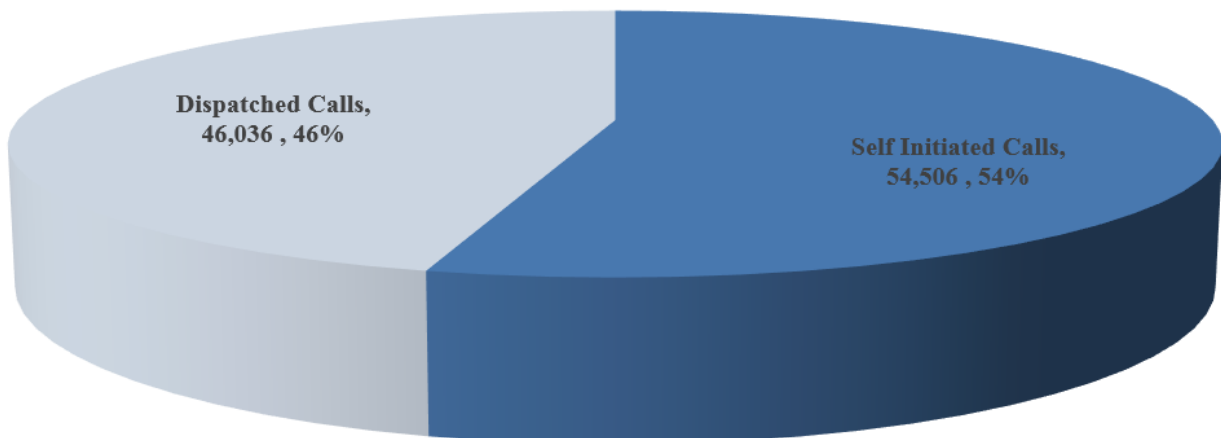
GENERAL INFORMATION

The City of Turlock is located in the Central Valley of California in Stanislaus County. It is managed utilizing the Council-Manager form of government. The Turlock City Council is a legislative body which provides policy direction to the City Manager who is responsible for administering City operations.

The City of Turlock serves a population of nearly 74,471 and is managed by six (6) individual department heads. The department heads work collectively to accomplish the City's mission through the use of the City of Turlock's Strategic Plan. The Police Chief, Ninus C. Amirfar, is one (1) of the six (6) department heads in the City of Turlock.

The Turlock Police Department recorded more than 105,098 incidents during the 2019 calendar year. Of those 100,542 incidents, 46,036 were dispatched calls for service and 54,506 were self-initiated.

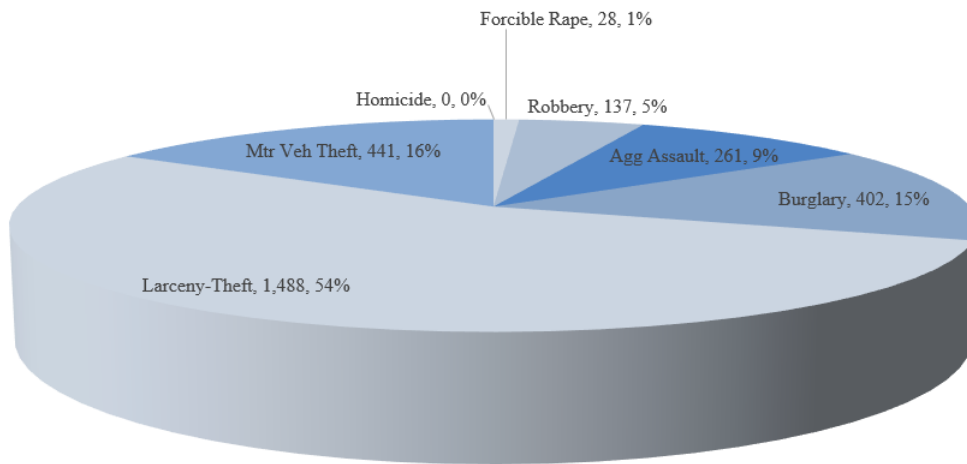
It is important to note that the statistics in the chart below refer to calls dispatched and self-initiated incidents. They do not necessarily represent the numbers of police reports or the final dispositions of the incidents. They simply represent the number of incidents and the type of incidents as they were initially reported.



PART ONE CRIMES

The Turlock Police Department filed 10,368 police reports in the 2019 calendar year. Of those 10,368 police reports, 2,532 were classified as Part One Crimes, as indicated in the chart below.

The following is a visual representation of the categories of Part One Crimes reported in the City of Turlock during the 2019 calendar year:



The following chart provides a more detailed breakdown of the Part One Crimes reported in the City of Turlock during the 2019 calendar year:

Crime	Jan	Feb	Mar	Apr	May	Jun	Jul	Aug	Sep	Oct	Nov	Dec	Total Year	Crime Rate per 1,000 Inhabitants
Homicide	0	0	0	0	0	0	0	0	0	0	0	0	0	0.00
Rape	1	1	3	3	4	3	5	1	3	1	1	2	28	0.38
Robbery	12	11	10	10	14	9	15	15	7	10	12	12	137	1.84
Aggravated Assault	21	14	25	20	26	28	25	22	24	27	11	18	261	3.50
Burglary	47	36	35	40	55	34	35	30	27	24	20	19	402	5.40
Larceny-Theft	147	118	138	115	129	123	119	118	103	99	141	138	1,488	19.98
Vehicle Theft	39	34	27	27	40	27	29	39	43	35	44	37	441	5.92
TOTAL	267	214	238	215	268	244	228	225	207	196	229	226	2,757	37.02

USE OF FORCE

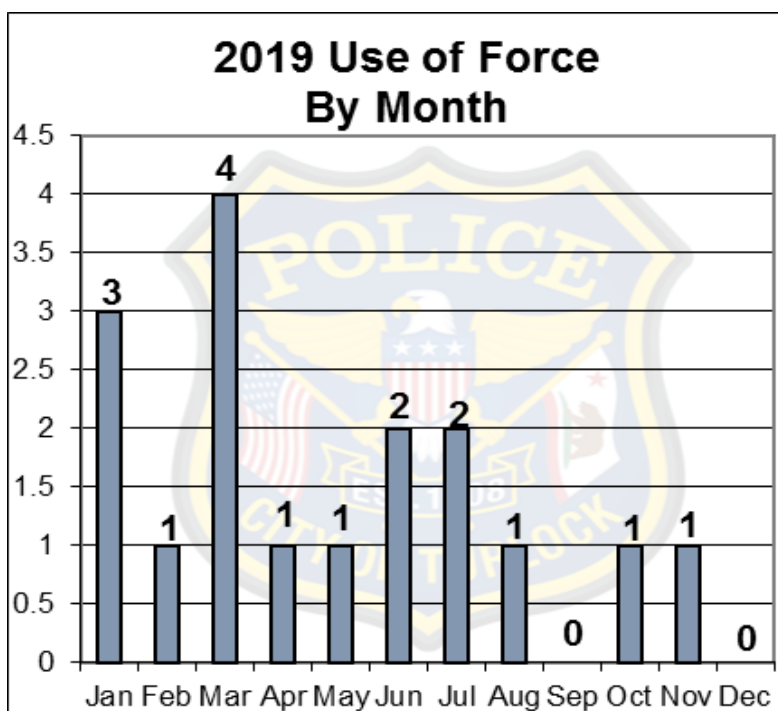
The Turlock Police Department understands that the use of force is a serious responsibility. Turlock Police Officers are provided with guidelines on the reasonable use of force. These guidelines are detailed in the Turlock Police Policy section 300. Additionally, the Turlock Police Department has provided mandated training regarding use of force to be in compliance with recent changes in law in 2019.

The use of force by law enforcement personnel is a matter of critical concern both to the public and to the law enforcement community. Turlock Police Officers are involved on a daily basis in numerous and varied human encounters and, when warranted, may use force in carrying out their duties. Turlock Police Officers must have an understanding of, and true appreciation for, the limitations of their authority. This is especially true with respect to officers overcoming resistance while engaged in the performance of their duties.

The Turlock Police Department recognizes and respects the value of all human life and dignity without prejudice to anyone. It is also understood that vesting officers with the authority to use reasonable force and protect the public welfare requires a careful balancing of all human interests.


When force is used by a Turlock Police Officer, a comprehensive review/report is conducted by the shift supervisor and is forwarded via the Chain of Command to the Chief of Police.

The Turlock Police Department used force in seventeen (17) separate incidents during the 2019 calendar year, with an average of one and half (1.42) uses of force per month. The following is a visual representation of the uses of force categorized by month:

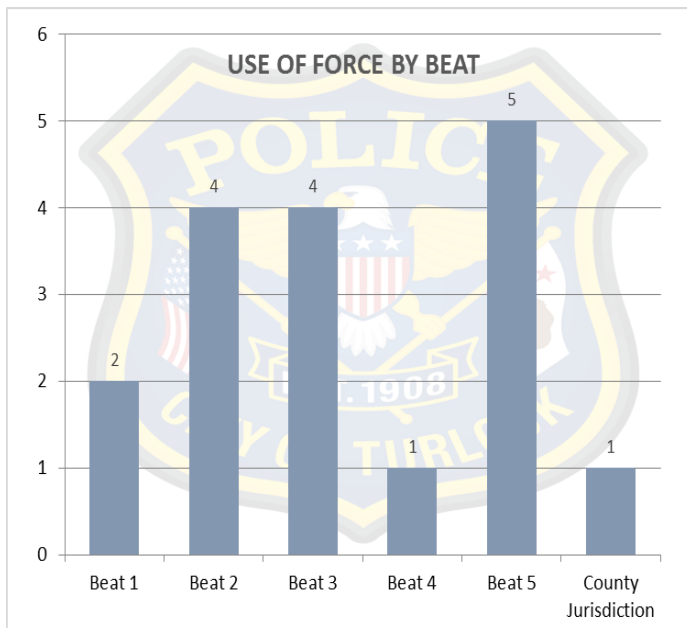


USE OF FORCE BY INITIAL CALL TYPE

In 2019, the most common type of call resulting in the use of force was for a warrant service, wherein force was used during three (3) separate incidents.



USE OF FORCE BY BEAT

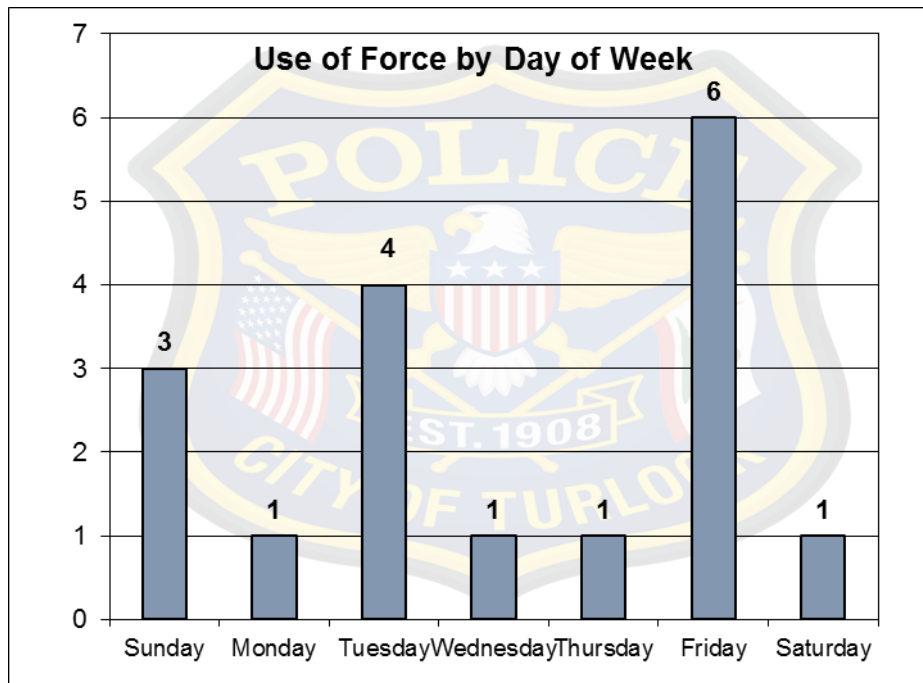


The city is divided into five (5) beats, all of which are individually assigned to an officer as their patrol location for each shift. In addition to uses of force occurring within these designated locations, officers do travel outside of city limits with suspects that at times require use of force for compliance. Examples of these alternative locations are the Stanislaus County Jail and at a hospital not within city limits.

In 2019, the beat with the highest use of force used was Beat Five (5), with a total of five (5) uses of force (12%). The location with the lowest number of uses of force was Beat Four (4) and in the County Jurisdiction with only one (1) use of force (6%) in each.

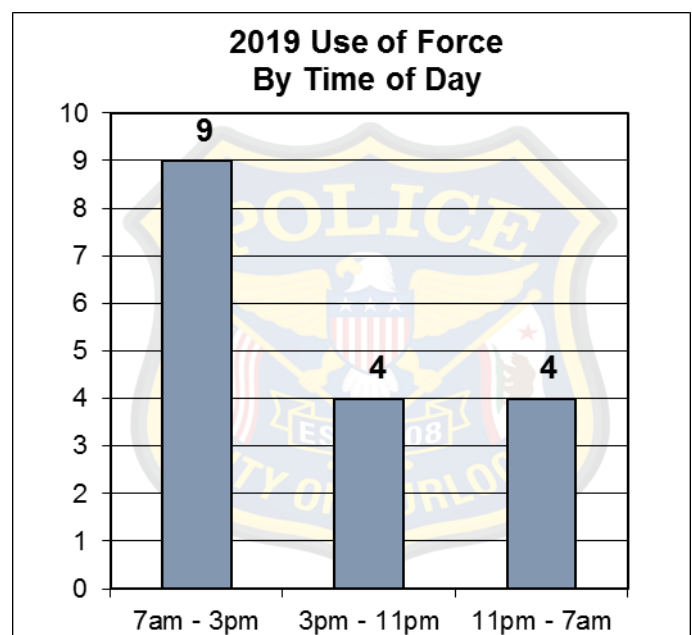
USE OF FORCE BY DAY OF WEEK

Each use of force incident was identified by the day of the week in which it occurred. In 2019, Friday had the most uses of force, with six (6) incidents (35%), followed by Tuesday with four (4) incidents (24%). The days with the least uses of force was Monday, Wednesday, Thursday, and Saturday with one (1) incident each (6%).



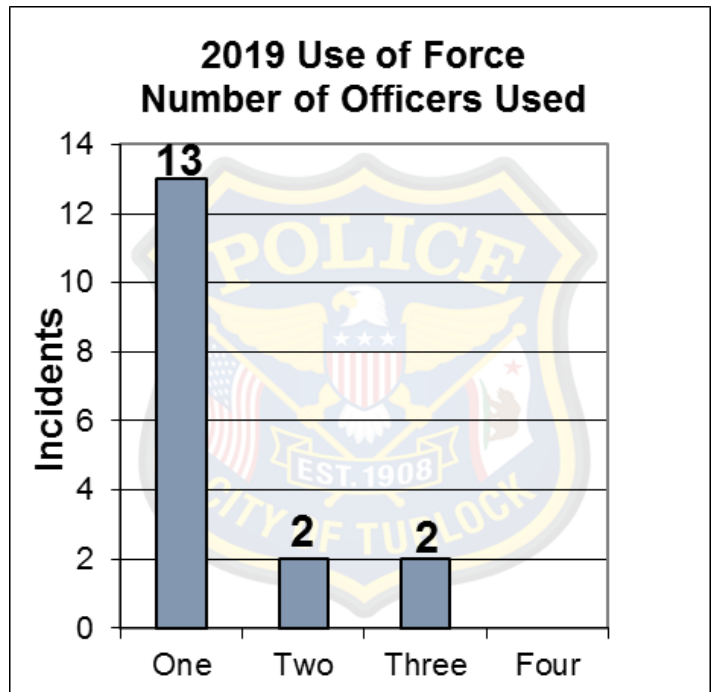
USE OF FORCE BY TIME OF DAY

Each use of force incident was identified by the time of day in which it occurred. In 2019, between the hours of 7:00 a.m. and 3:00 p.m., 3:00 p.m. and 11:00 p.m., and 11:00 p.m. and 7:00 a.m. Turlock Police Officers used force the most between 7:00 a.m. and 3:00 p.m. with nine (9) occasions (53%).



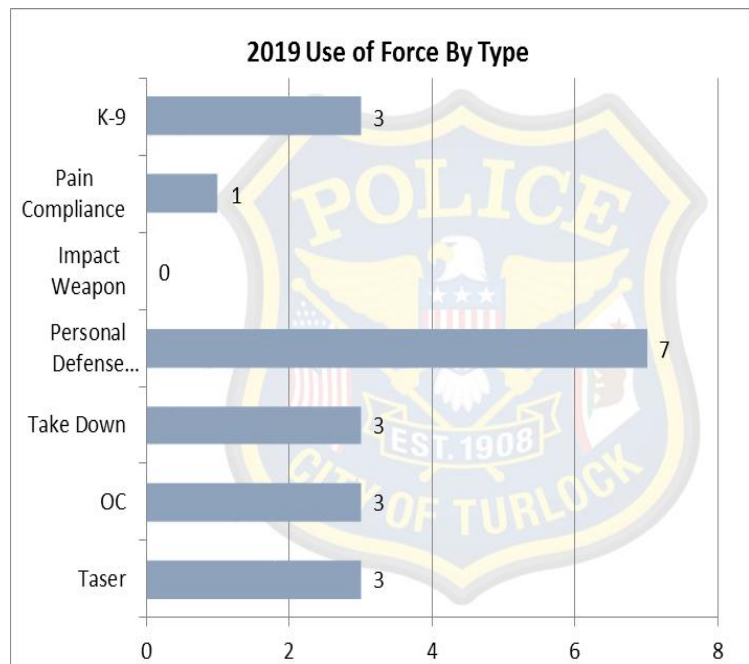
USE OF FORCE BY NUMBER OF OFFICERS INVOLVED

When force is used, gaining compliance with a suspect can sometimes require more than an individual officer to intervene. In 2019, a single officer was involved in the use of force in thirteen (13) incidents (76%), two (2) officers were involved in two (2) incidents (12%), three (3) officers were used in two (2) incidents (12%), and four (4) or more officers were used in zero (0) incidents



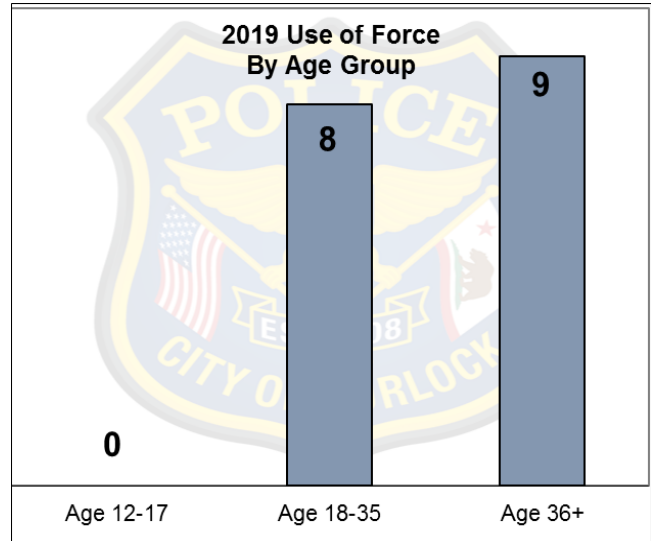
USE OF FORCE BY TYPE

Turlock Police Officers are trained to use the lowest level of force that reasonably appears necessary given the facts and circumstances known to the officer at the time force is used. For 2019, the most commonly used type of force by an officer was a personal defensive weapon seven (7) times (35%). Personal defensive weapons consist of hands, elbows, knees or feet. More than one (1) type of use of force could be used in each individual incident as deemed necessary to overcome resistance, which explains why the total number of twenty (20) types of force used is higher than the total number of seventeen (17) reports of use of force for 2019.

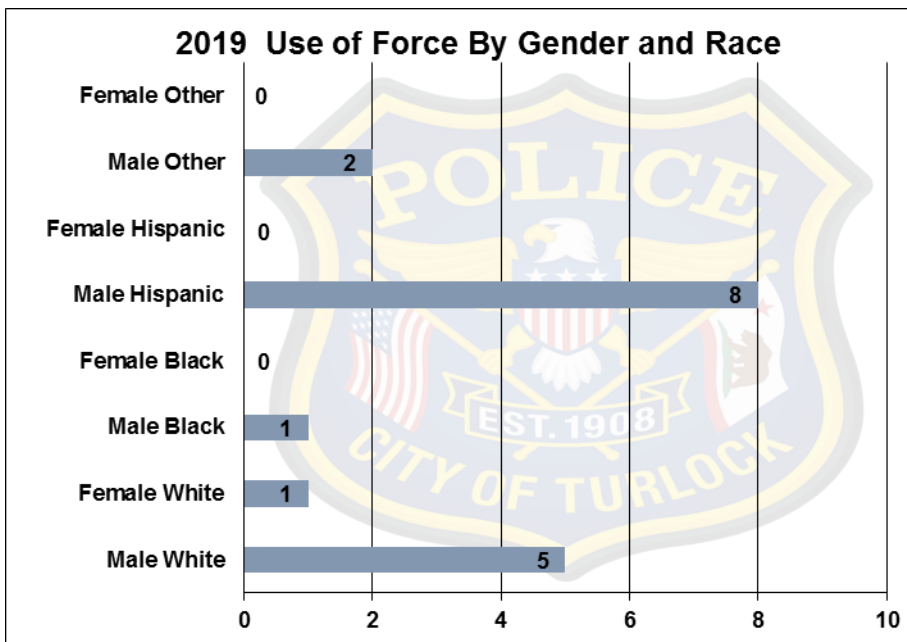


USE OF FORCE BY AGE GROUP

The 2019 data was analyzed to determine the use of force according to age of the suspect. The data was categorized into three age groups to determine the most frequent age group in which use of force was necessary. In 2019, the age group of 36+ years old was the most frequent with nine (9) incidents (53%) of force being necessary to overcome resistance.



USE OF FORCE BY GENDER AND RACE



The data was also analyzed to determine the uses of force according to the suspect's gender and race. Uses of force were categorized into four (4) groups of race including White, Black, Hispanic and Other. In 2019, force was used most frequently on Hispanic male suspects, with eight (8) incidents (47%). White males accounted for five (5) incidents (29%).

2019 Use of Force Summary

- Turlock Police Department recorded more than 100,542 incidents.
- Turlock Police Department wrote 10,368 police reports.
- Turlock Police Officers made 3,372 arrests.
- Force was used in 17 individual incidents.
- The ratio of arrests to use of force was 198.35 to 1.
 - 0.5% of total arrests
- The ratio of police reports to use of force was 609.88 to 1.
 - 0.16% of total police reports
- The ratio of total incidents to use of force was less than 5,914.24 to 1.
 - 0.02% of total incidents
- Force was used most frequently during the month of March with four (4) incidents (24%).
- Force was not used during the months of September and December.
- Force was used most frequently when responding to a call for a warrant service (18%).
- Force was used most frequently on Fridays, with six incidents (35%).
- Force was used least frequently on Mondays, Wednesdays, Thursdays and Saturdays with one incident each (6%).
- Force was used most frequently between the hours of 7:00 a.m. – 3:00 p.m., with nine (9) incidents (53%).
- When force was used, a single officer used force in thirteen incidents (76%).
- Personal defensive weapons were the most frequent force used with seven incidents (35%).
- Force was used most frequently in the age group of 36+ years with nine incidents (53%).
- Force was used most frequently on Hispanic male adults with eight incidents (47%).
- No deadly force was used during the 2019 calendar year.