CITY HALL ROOF REPLACEMENT

CAPITAL PROJECT NO. 22-006

CITY OF TURLOCK

ARCHITECTURAL SYMBOLS LEGEND

Symbol	Description
B3 A100 / D2 A100	DETAIL INDICATOR
A2 A100 / A2 A100	SECTION INDICATOR - BUILDING
B3 A100	SECTION INDICATOR - PARTIAL BUILDING/WALL
A100 A2 / A4 A1 A100 A2 A3	ELEVATION INDICATOR
MATCH LINE — SEE XX / X-XXX	MATCH LINE INDICATOR
ROOM NAME 101	ROOM IDENTIFIER WITH ROOM NAME & NUMBER
22	REVISION INDICATOR & REVISION CLOUD
100'-0" LEVEL 1 / TOC 98'-8"	ELEVATION INDICATOR - LEVEL & SPOT
1 / A	REFERENCE GRID WITH REFERENCE GRID LINES
#	STOREFRONT WINDOW OR LOUVER IDENTIFIER
#	WALL IDENTIFIER
#	KEYNOTE INDICATOR
#	FURNITURE, FIXTURE & EQUIPMENT INDICATOR
102A	DOOR TAG IDENTIFIER
N	PLAN NORTH & TRUE NORTH INDICATOR

ABBREVIATIONS

AC	ASPHALTIC CONCRETE	FLR	FLOOR	PVMT	PAVEMENT
ACC	ACCESSIBLE	FD	FLOOR DRAIN	PL	PLATE
AGG	AGGREGATE	FTG	FOOTING	PLN	PLAN
A/C	AIR CONDITIONER	FND	FOUNTATION	PLWD	PLYWOOD
AL	ALUMINUM				
AB	ANCHOR BOLT	GA	GAUGE	RAD	RADIUS
@	AT	GALV	GALVANIZED	RD	ROOF DRAIN
ABV	ABOVE	GL	GLASS OR GLAZING	RM	ROOM
AFF	ABOVE FINISH FLOOR	GYP BD	GYPSUM BOARD	RR	RESTROOM
BLK	BLOCK	HDR	HEADER	SCH	SCHEDULE
BLKG	BLOCKING	HVAC	HEATING/VENTILATION/AIR CONDITIONING	SHT	SHEET
BD	BOARD			SIM	SIMILAR
		HT	HEIGHT	SPEC	SPECIFICATION
CB	CATCH BASIN	HORIZ	HORIZONTAL	SQ	SQUARE
CFCI	CONTRACTOR FURNISHED & INSTALLED	HB	HOSE BIB	STD	STANDARD
				STOR	STORAGE
CG	CORNER GUARD	INT	INTERIOR	SAT	SUSPENDED ACOUSTICAL TILE
CLG	CEILING				
COL	COLUMN	JT	JOINT	SYS	SYSTEM
CONC	CONCRETE				
CMU	CONCRETE MASONRY UNIT	LB	LAG BOLT	TEL	TELEPHONE
CONT	CONTINUOUS OR CONTINUE	LAV	LAVATORY	THK	THICK
		LT	LIGHT	T&G	TONGUE & GROOVE
DIAG	DIAGONAL			T.O.P.	TOP OF PLATE (ELEV.)
DS	DOWN SPOUT	MAX	MAXIMUM	TYP	TYPICAL
DWGS	DRAWINGS	MECH	MECHANICAL		
Ø	DIAMETER	MTL	METAL	UON	UNLESS OTHERWISE NOTED
		MIN	MINIMUM		
ELECT	ELECTRICAL				
ELEV	ELEVATION	NIC	NOT IN CONTRACT	VCT	VINYL COMPOSITIONAL TILE
EQ	EQUAL	NTS	NOT TO SCALE		
(E)	EXISTING			VB	VINYL BASE
EXH	EXHAUST	OBS	OBSCURE	V.I.F.	VARIFY IN FIELD
EXT	EXTERIOR	OC	ON CENTER		
		OFCI	OWNER FURNISHED CONTRACTOR INSTALLED	WC	WATER CLOSET
FOS	FACE OF STUD			WP	WEATHER OR WATER PROOF
FLUOR	FLUORESCENT	OFOI	OWNER FURNISHED OWNER INSTALLED	WD	WOOD
FIN	FINISH				
		OR	OPERATION ROOM		
		OH	OVER HEAD		

VICINITY MAP

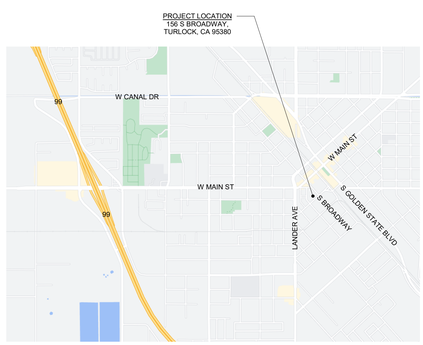

PROJECT DIRECTORY

OWNER

CITY OF TURLOCK - DEPARTMENT OF PUBLIC WORKS - ENGINEERING DIVISION

PRINCIPAL CIVIL ENGINEER
STEPHEN FREMMING
156 S. BROADWAY, SUITE 150
TURLOCK, CA 95380
P:209.668.5417
SFREMMING@TURLOCK.CA.US

ARCHITECTURAL

RED INC ARCHITECTS

PRINCIPAL ARCHITECT
GREG PIRES
1217 J STREET
MODESTO, CA 95354
P:209.522.8900
GREG@REDINCARCHITECTS.COM

SHEET INDEX

ARCHITECTURAL SHEETS

A000	COVER SHEET
A001	PHOTO REFERENCE
A400	OVERALL EXISTING ROOF PLAN
A401	EXISTING CITY HALL ROOF PLAN
A402	PROPOSED ROOF PLAN (RESTORE OPTION)
A403	PROPOSED ROOF PLAN (RECOVER OPTION)
AD01	ROOF DETAILS - RESTORE OPTION
AD02	ROOF DETAILS - RECOVER OPTION

DEMO NOTES

1. ROOFING PLAN IS INTENDED TO AID CONTRACTOR IN DETERMINING THE EXTENT OF THE NECESSARY WORK. IT DOES NOT NECESSARILY DEPICT THE ACTUAL, OR ALL OF THE DEMOLITION WORK. CONTRACTOR IS RESPONSIBLE FOR ALL DEMOLITION WORK REQUIRED TO COMPLETE THIS PROJECT. CONTRACTOR TO STUDY THESE CONSTRUCTION DOCUMENTS AND PERFORM A THOROUGH FIELD INVESTIGATION PRIOR TO BIDDING THE PROJECT. CONTRACTOR IS RESPONSIBLE FOR ANY AND ALL REQUIRED ENGINEERED SHORING FOR THE PROJECT.
2. CONTRACTOR SHALL BE RESPONSIBLE FOR IDENTIFYING HAZARDOUS MATERIALS FOUND IN PROJECT AREA DURING DEMOLITION, SUCH AS ASBESTOS, LEAD PAINT, ETC. SEE GENERAL NOTES FOR FURTHER INFO.
3. PRIOR TO ANY DEMOLITION WORK, CONTRACTOR SHALL CONSULT WITH OWNER REGARDING EXISTING ITEMS OWNER MAY WISH TO KEEP. THE CONTRACTOR IS RESPONSIBLE FOR DISCARDING ALL CONSTRUCTION DEBRIS. THE OWNER WILL REMOVE ALL NON-FIXED ITEMS THEY WISH TO KEEP. ALL DEMO'ED FIXTURES, EQUIPMENT, ETC. KEPT BY THE OWNER SHALL REMAIN ON SITE.
4. CONTRACTOR TO PATCH, REPAIR AND PREP ALL EXISTING SURFACES RECEIVING NEW OR TOUCH UP FINISHES AS NEEDED.
5. ALL EXISTING RATED ASSEMBLIES ARE TO REMAIN INTACT. REPAIR AFTER DEMO WORK AS NECESSARY.
6. FIELD VERIFY ALL EXISTING PIPE SIZES AND LOCATIONS. ADJUST WORK (AT NO ADDITIONAL COST) AS NEEDED FOR ACTUAL FIELD CONDITIONS.
7. ALL EXISTING STRUCTURAL ROOF FRAMING TO REMAIN (UON)

PROJECT SCOPE

OVERALL PROPOSED SCOPE OF WORK IS TO PROVIDE A ROOFING RESTORATION TO AN EXISTING BUILDING ROOF. WORK TO INCLUDE NEW RESTORATION AND SURFACE COATINGS.

ALTERNATE SCOPE OF WORK: PROPOSED SCOPE OF WORK IS TO PROVIDE A ROOFING REPLACEMENT TO AN EXISTING BUILDING ROOF. DEMOLITION WORK TO INCLUDE REMOVAL OF EXISTING ROOFING AND FLASHINGS. NEW WORK TO INCLUDE ROOFING INSULATION, ROOFING MEMBRANE AND FLASHINGS

GENERAL CONTRACTOR NOTES

1. CONTRACTOR SHALL ENSURE THAT CONSTRUCTION ACTIVITIES DO NOT DEPOSIT SEDIMENT ONTO THE PUBLIC ROADWAY, SIDEWALKS AND GUTTERS. ALL SEDIMENT AND CONSTRUCTION DEBRIS MUST BE REMOVED BY THE END OF EACH WORKING DAY.
2. CONTRACTOR SHALL USE STREET SWEEPING OR OTHER DRY SWEEPING METHOD, AS NECESSARY, TO REMOVE CONSTRUCTION OR DEMOLITION-RELATED SEDIMENT FROM PUBLIC ROADWAY, SIDEWALKS AND GUTTERS.
3. CONTRACTOR SHALL INSTALL A CITY-APPROVED WASH-OUT STRUCTURE AT THE PROJECT SITE. ALL CONCRETE, PAINT, STUCCO AND OTHER LIQUIDS WILL BE WASHED OUT IN THIS AREA.
4. CONTRACTOR SHALL PROVIDE DUST CONTROL TO PREVENT THE NUISANCE OF BLOWING DUST WITHOUT CAUSING SEDIMENT, DEBRIS OR LITTER TO ENTER THE CITY STORM DRAIN SYSTEM.
5. CONTRACTOR SHALL INSTALL ANY OTHER BEST MANAGEMENT PRACTICES AS NCESSARY TO CONTROL THE DISCHARGE OF POLLUTANTS FROM THE PROJECT SITE.

GENERAL NOTES

1. CODES: ALL WORK SHALL CONFORM TO THE FOLLOWING CODES. CONTRACTOR AND THEIR SUBCONTRACTORS SHALL HAVE WORKING KNOWLEDGE OF ALL CODES, REGULATIONS AND/OR STANDARDS APPLICABLE TO THEIR WORK. CONTRACTOR SHALL MAKE AVAILABLE LISTED CODES AT JOB SITE AT ALL TIMES.

   2022 BUILDING ENERGY EFFICIENCY STANDARDS

   2022 CALIFORNIA GREEN BUILDING CODE (CALGREEN) PART 11, TITLE 24, CCR
   2022 CALIFORNIA ADMINISTRATIVE CODE (CAC) PART 1, TITLE 24, CALIFORNIA CODE OF REGULATIONS (CCR)
   2022 CALIFORNIA BUILDING CODE (CBC) PART 2, TITLE 24, CCR BASED ON THE 2015 INTERNATIONAL BUILDING CODE (IBC)
   2022 CALIFORNIA ELECTRICAL CODE (CEC) PART 3, TITLE 24, CCR BASED ON THE 2014 NATIONAL ELECTRICAL CODE (NEC)
   2022 CALIFORNIA MECHANICAL CODE (CMC) PART 4, TITLE 24, CCR BASED ON THE 2015 UNIFORM MECHANICAL CODE (UMC)
   2022 CALIFORNIA PLUMBING CODE (CPC) PART 5, TITLE 24, CCR BASED ON THE 2015 UNIFORM PLUMBINB COCODE (UPC)
   2022 CALIFORNIA FIRE CODE (CFC) PART 9, TITLE 24, CCR BASED ON THE 2015 INTERNATIONAL FIRE CODE (IFC)

2. EXISTING CONDITIONS: ALL EXISTING CONDITIONS NOT SHOWN OR INDICATED ON THESE PLANS ARE TO REMAIN UNCHANGED. FIELD VERIFY EXISTING CONDITIONS AND ALL DIMENSIONS. ANY DISCREPANCY BETWEEN DRAWINGS AND ACTUAL WORK SHALL BE BROUGHT TO THE ATTENTION OF THE ARCHITECT FOR CORRECTION PRIOR TO COMMENCING WITH THE WORK.
3. INSULATION: ALL INSULATION MATERIALS, INCLUDING FACINGS, SUCH AS VAPOR BARRIERS OR BREATHER PAPERS INSTALLED WITHIN FLOOR-CEILING ASSEMBLIES, ROOF-CEILING ASSEMBLIES, WALLS, CRAWL SPACES OR ATTICS, SHALL HAVE A FLAME SPREAD RATING NOT TO EXCEED 25 AND A SMOKE DENSITY NOT TO EXCEED 450 WHEN TESTED IN ACCORDANCE WITH SECTION 803 IN THE 2022 CBC.
4. WORK: ALL WORK SHALL BE DONE IN A NEAT AND WORKMAN LIKE MANNER ACCORDING TO THE BEST TRADE PRACTICE BY THOSE SKILLED IN THE PARTICULAR TRADE. EQUIPMENT, FIXTURES, PIPING, ETC., SHALL BE PLUMB, LEVEL, SQUARE OR CENTERED ETC., EQUIPMENT TO BE INSTALLED IN STRICT COMPLIANCE WITH MANUFACTURERS' RECOMMENDATIONS.
5. ANCHORS: WHEN INSTALLING DRILLED-IN ANCHORS AND/OR POWDER DRIVEN PINS IN EXISTING NON-PRESTRESSED REINFORCED CONCRETE, USE CARE AND CAUTION TO AVOID CUTTING OR DAMAGING THE EXISTING REINFORCING BARS. WHEN INSTALLING THEM INTO EXISTING PRE STRESSED TENDONS, USE A NONDESTRUCTIVE METHOD PRIOR TO INSTALLATION. EXERCISE EXTREME CARE AND CAUTION TO AVOID CUTTING OR DAMAGING THE TENDONS.
6. PLANS: GENERAL CONTRACTOR SHALL MAKE AVAILABLE COMPLETE SETS OF APPROVED CONSTRUCTION DOCUMENTS TO HIS OR HER SUBCONTRACTORS FOR REVIEW. EACH SUBCONTRACTOR SHALL BE RESPONSIBLE FOR REVIEWING THE COMPLETE SET AND COORDINATING ITEMS WHICH PERTAIN TO HIS OR HER WORK WITH OTHER TRADES PRIOR TO COMMENCING WITH THE WORK. MAKE SURE THE DRAWINGS YOU USE ARE APPROVED AND UPTO DATE.
7. ACCESS: ALL VALVES, DETECTORS, FIRE AND SMOKE DAMPERS SHALL BE ACCESSIBLE WHETHER OR NOT SHOWN ON PLANS AT EACH LOCATION.
8. SCOPE OF WORK: IT IS NOT INTENDED THAT THE CONTRACT DOCUMENTS INCLUDE EACH AND EVERY SUBSYSTEM AND SUBCOMPONENT NECESSARY TO FULLY AND PROPERLY COMPLETE THE WORK. SUBSYSTEMS, SUBCOMPONENTS OR DETAILS REQUIRED OR NORMALLY INCLUDED AS TRADE PRACTICE MAY NOT BE SPECIFICALLY MENTIONED OR SHOWN. NEVERTHELESS, CONTRACTOR SHALL BE RESPONSIBLE FOR EACH ELEMENT OF THE WORK.

PROJECT DATA

SITE ADDRESS:	TURLOCK CITY HALL 156 S BRODAWAY TURLOCK, CA 95380
PROJECT ROOF AREA:	13,740 SQ.FT.
CONSTRUCTION TYPE:	TYPE III
FIRE SPRINKLERS:	EXISTING - NO CHANGES

APPROVED BY:
8/23/2023
William D. Morris, RCE 55918
City Engineer
City of Turlock

8-28-2023
Wayne Rogers
Interim Public Facilities Maintenance Supervisor
City of Turlock

RED INC ARCHITECTS
1217 J STREET
MODESTO, CA 95354
209.522.8900
WWW.REDINCARCHITECTS.COM

ARCHITECT OF RECORD

SUBMITTAL #

CITY HALL ROOF REPLACEMENT
CAPITAL PROJECT NO. 22-006
CITY OF TURLOCK
156 S BROADWAY TURLOCK, CA 95380

PROJECT DETAILS

RED PROJECT NO:	22031
SUBMITTAL DATE:	08/23/2023

PROJECT REVISIONS

	DATE	DESCRIPTION

SHEET DETAILS

DRAWN BY:	WH
CHECKED BY:	GP
COPYRIGHT:	© RED INC

SHEET TITLE

COVER SHEET

SHEET NUMBER

A000

ASI or CO#

C:\Users\Walter\Documents\22031 Turlock City Hall Roof Replacement_Central_R20_W-Haslam.rvt
8/23/2023 11:19:16 AM

IF THIS SHEET IS NOT 30"x42", IT HAS BEEN RESIZED - DO NOT SCALE

0 1/4" 1/2" 1" 2"

REFERENCE PHOTO B

VIEW LOOKING WEST

REFERENCE PHOTO C

VIEW LOOKING NORTH

REFERENCE PHOTO A

VIEW LOOKING WEST

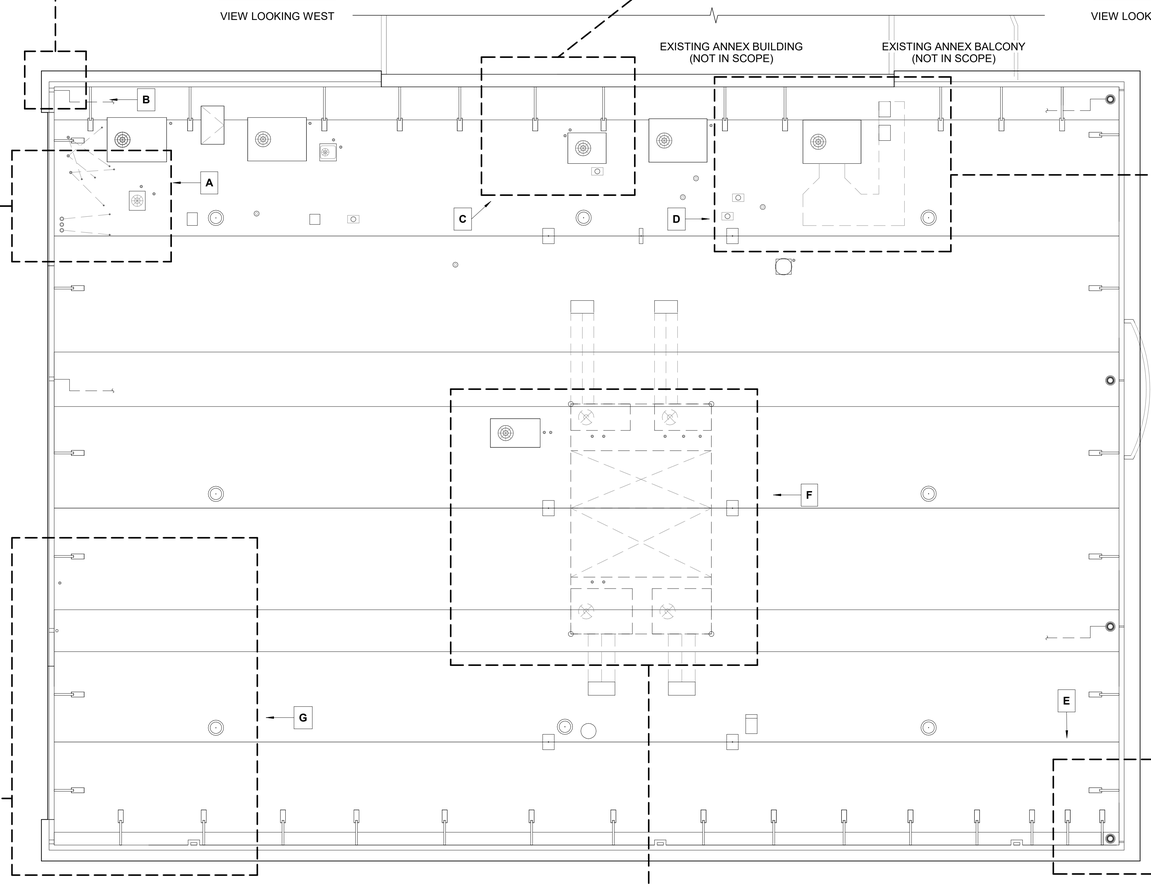

1 PHOTO REFERENCE PLAN

1/8" = 1'-0"

REFERENCE PHOTO D

VIEW LOOKING EAST

REFERENCE PHOTO G

VIEW LOOKING WEST

REFERENCE PHOTO E

VIEW LOOKING SOUTH

REFERENCE PHOTO F

VIEW LOOKING WEST

RED INC ARCHITECTS

1217 J STREET
MODESTO, CA 95354
209.522.8900
WWW.REDINCARCHITECTS.COM

ARCHITECT OF RECORD

LICENSED ARCHITECT
GREGORY L. PIERCE
C-29041
STATE OF CALIFORNIA

SUBMITTAL #

CITY HALL ROOF REPLACEMENT

CAPITAL PROJECT NO. 22-006

CITY OF TURLOCK

156 S BROADWAY TURLOCK, CA 95380

PROJECT DETAILS

RED PROJECT NO:	22031
SUBMITTAL DATE:	08/23/2023

PROJECT REVISIONS

	DATE	DESCRIPTION

SHEET DETAILS

DRAWN BY:	WH
CHECKED BY:	GP
COPYRIGHT:	© RED INC

SHEET TITLE

PHOTO REFERENCE

SHEET NUMBER

A001

ASI or CO#

C:\Users\Walter\Documents\22031 Turlock City Hall Roof Replacement_Central_R20_W-Hadari.rvt

8/23/2023 11:19:17 AM

IF THIS SHEET IS NOT 30"x42", IT HAS BEEN RESIZED - DO NOT SCALE

0 1/4" 1/2" 1" 2"



1 OVERALL EXISTING ROOF PLAN
1/8" = 1'-0"

N
PLAN
N
TRUE

IF THIS SHEET IS NOT 30"x42", IT HAS BEEN RESIZED - DO NOT SCALE

0 1/4" 1/2" 1" 2"

C:\Users\Walter\Documents\22031 Turlock City Hall Roof Replacement_Central_R20_W-Halsey.rvt

8/23/2023 11:19:18 AM

RED INC ARCHITECTS
1217 J STREET
MODESTO, CA 95354
209.522.8900
WWW.REDINCARCHITECTS.COM

ARCHITECT OF RECORD

LICENSED ARCHITECT
GREGORY L. PRICE
C-20944
STATE OF CALIFORNIA

SUBMITTAL #

CITY HALL ROOF REPLACEMENT

CAPITAL PROJECT NO. 22-006

CITY OF TURLOCK
156 S BROADWAY TURLOCK, CA 95380

PROJECT DETAILS

RED PROJECT NO:	22031
SUBMITTAL DATE:	08/23/2023

PROJECT REVISIONS

	DATE	DESCRIPTION

SHEET DETAILS

DRAWN BY:	WH
CHECKED BY:	GP
COPYRIGHT:	© RED INC

SHEET TITLE

OVERALL EXISTING ROOF PLAN

SHEET NUMBER

A400

ASI or CO#

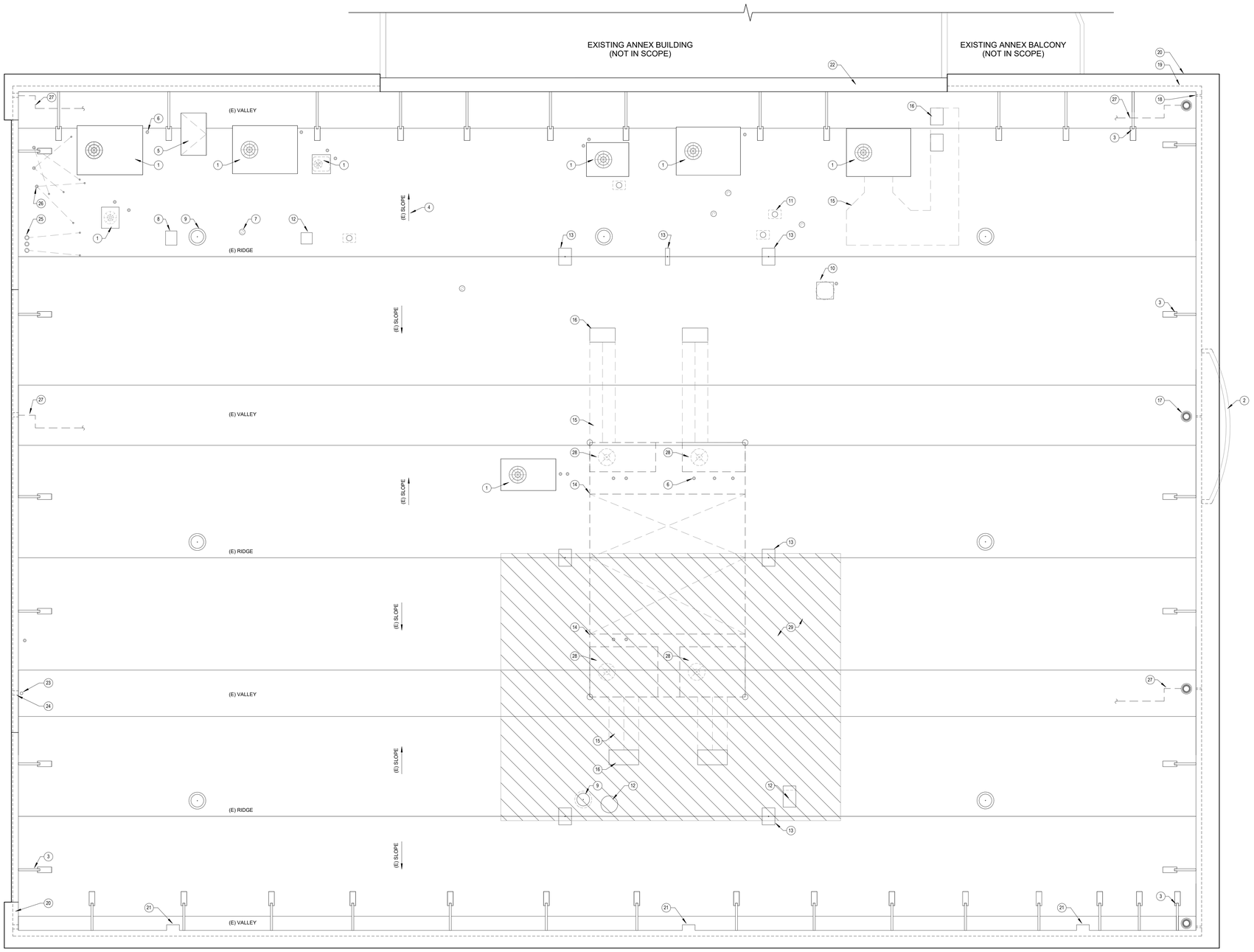

1 EXISTING CITY HALL ROOF PLAN
3/16" = 1'-0"

N
PLAN
TRUE

KEYNOTES

1 EXISTING CURB-MOUNTED HVAC UNIT
2 EXISTING ENTRY CANOPY BELOW - NOT IN SCOPE
3 TYPICAL EXISTING PARAPET BRACE AND PITCH POCKET
4 EXISTING ROOF SLOPE APPROXIMATELY 4:12 - FIELD VERIFY
5 EXISTING ROOF HATCH
6 TYPICAL EXISTING CONDUIT THRU ROOF
7 TYPICAL EXISTING VENT THRU ROOF
8 EXISTING METAL BOX
9 TYPICAL EXISTING ROTARY VENT
10 EXISTING POWER VENT
11 TYPICAL EXISTING T-TOP VENT
12 EXISTING ROOF VENT CAP
13 EXISTING METAL BASE AND SUPPORTS FOR WIRE CABLE SYSTEM
14 EXISTING ELEVATED STEEL SUPPORT FRAME FOR EXISTING HVAC UNITS
15 EXISTING EXPOSED DUCTWORK WITH SUPPORTS IN VARIOUS LOCATIONS
16 EXISTING DUCT PENETRATION THRU ROOF
17 TYPICAL EXISTING ROOF DRAIN
18 EXISTING OVERFLOW DRAIN IN PARAPET WALL (TYPICAL ALONG EAST WALL)
19 EXISTING WALL BELOW SHOWN DASHED
20 EXISTING ROOF CORNICE
21 EXISTING PILASTER
22 EXISTING EXPANSION JOINT COVER, FLASHING AND COUNTERFLASHING AT SEISMIC JOINT BETWEEN BUILDINGS
23 EXISTING ANTENNA SUPPORT POLE
24 EXISTING SCUPPER DRAIN TO COLLECTOR HEAD AND DOWNSPOUT BELOW (TYPICAL ALONG WEST WALL)
25 EXISTING PIPE PENETRATIONS WITH BRACE SUPPORTS
26 EXISTING CONDUIT PENETRATIONS WITH BRACE SUPPORTS
27 EXISTING CONDENSATE DRAIN PIPE
28 EXISTING HVAC UNIT ON STEEL SUPPORT FRAME
29 EXISTING RUBBER MEMBRANE OVER BUILT UP ROOFING

KEY PLAN

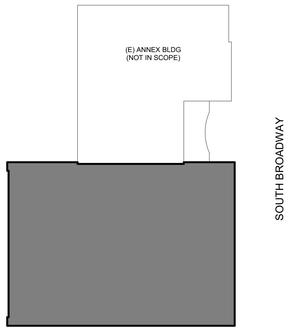

RED INC ARCHITECTS
1217 J STREET
MODESTO, CA 95354
209.522.8900
WWW.REDINCARCHITECTS.COM

ARCHITECT OF RECORD

LICENSED ARCHITECT
GREGORY L. PRICE
C-20944
STATE OF CALIFORNIA

SUBMITTAL #

CITY HALL ROOF REPLACEMENT

CAPITAL PROJECT NO. 22-006

CITY OF TURLOCK
156 S BROADWAY TURLOCK, CA 95380

PROJECT DETAILS
RED PROJECT NO: 22031
SUBMITTAL DATE: 08/23/2023

PROJECT REVISIONS

	DATE	DESCRIPTION

SHEET DETAILS
DRAWN BY: WH
CHECKED BY: GP
COPYRIGHT: © RED INC

SHEET TITLE
EXISTING CITY HALL ROOF PLAN

SHEET NUMBER
A401
ASI or CO#

C:\Users\Walter\Documents\22031 Turlock City Hall Roof Replacement_Central_R20_W-Hallani.rvt
8/23/2023 11:19:20 AM

IF THIS SHEET IS NOT 30"x42", IT HAS BEEN RESIZED - DO NOT SCALE
0 1/4" 1/2" 1" 2"

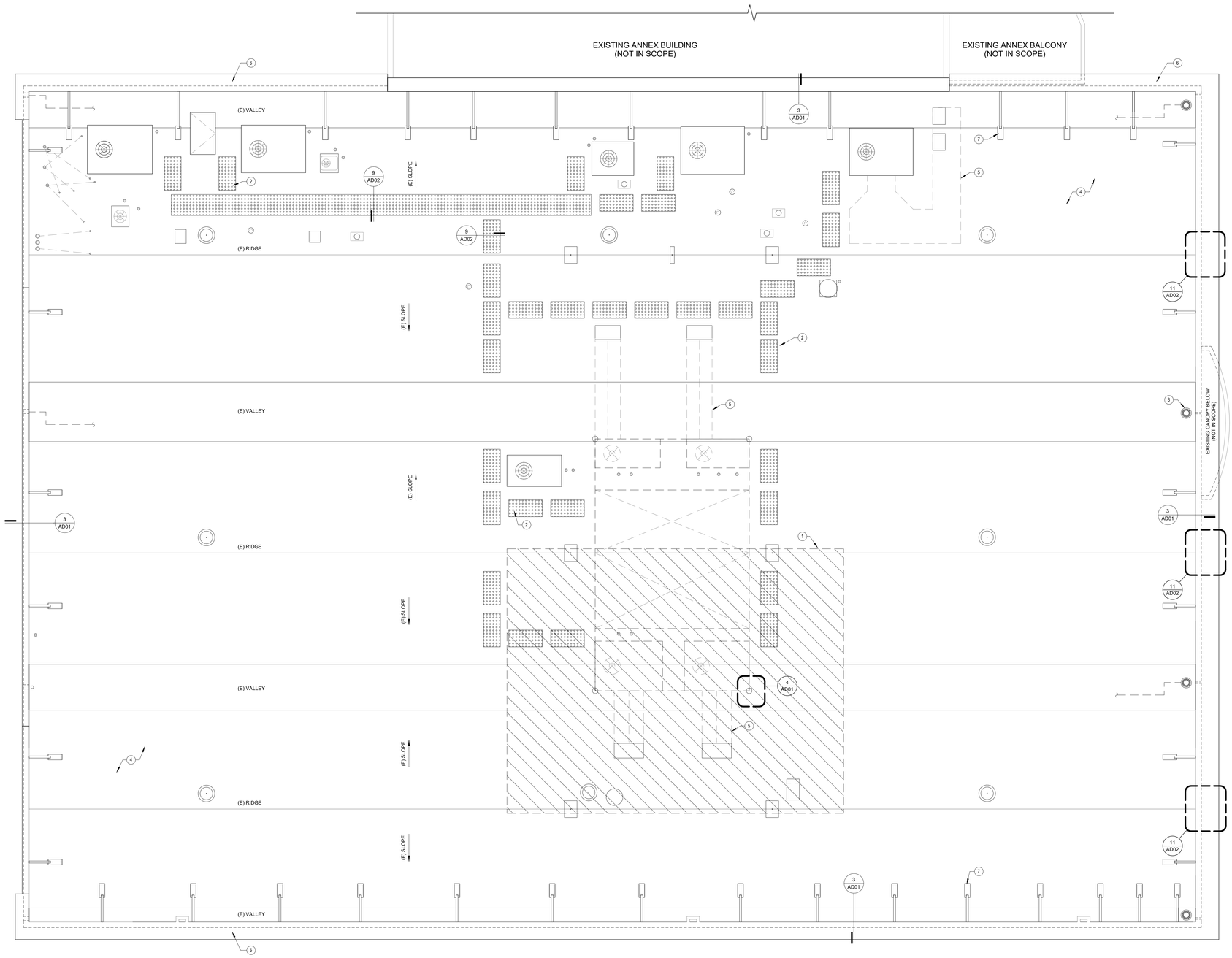

1 PROPOSED ROOF PLAN (RESTORE OPTION)

3/16" = 1'-0"

N PLAN

N TRUE

KEYNOTES

1. REMOVE EXISTING SINGLE-PLY RUBBER MEMBRANE AT HATCHED AREA INDICATED AND PATCH, REPAIR AND PREP SURFACE FOR RESTORATION COATING
2. ROOF WALKWAY PADS - CONFIRM FINAL LOCATIONS WITH OWNER
3. EXISTING ROOF DRAIN (TYPICAL AT EAST AND WEST SIDES - FIELD VERIFY) - SEE DETAIL 1/AD01
4. PREPARE ENTIRE EXISTING ROOF FOR RESTORATION COATING - SEE DETAIL 2/AD01
5. SEE GENERAL NOTES FOR DUCTWORK SCOPE OF WORK
6. PATCH, REPAIR AND PREP EXISTING CORNICE FOR TUFF-COAT ARCHITECTURAL COATING - INSTALL PER MANUFACTURER SPECIFICATIONS - COLOR TO BE DETERMINED BY OWNER
7. REMOVE EXISTING MASTIC IN PITCH PANS AND REPLACE WITH NEW MASTIC - TYPICAL AT ALL PITCH PANS

GENERAL NOTES (RESTORE OPTION)

1. ALL DUCTWORK SHALL BE CLEANED AND COATED WITH RUST-GO PRIMER AND PYRAMIC COATING.
2. CONTRACTOR TO CLEAN ALL SCUPPER, ROOF AND OVERFLOW DRAINS AND REMOVE DEBRIS. IF DRAIN IS DAMAGED OR IN NEED OF REPLACEMENT, NOTIFY OWNER AND ARCHITECT.
3. AT ALL VERTICAL WALL SURFACES, REMOVE EXISTING ROOFING MATERIAL AND REPLACE WITH IN KIND MATERIALS PER SPECIFICATIONS.
4. NOTIFY AND COORDINATE WITH OWNER ANY ANTICIPATED HVAC SERVICE INTERRUPTIONS REQUIRED TO COMPLETE SCOPE OF WORK. WHERE DUCTWORK REMOVAL IS REQUIRED, PROVIDE TEMPORARY FLEX DUCT.
5. FIELD VERIFY CONDITION OF EXISTING EXPOSED DUCTWORK. NOTIFY OWNER/ARCHITECT IF ANY PORTIONS ARE DAMAGED OR NEED REPLACEMENT.

KEY PLAN

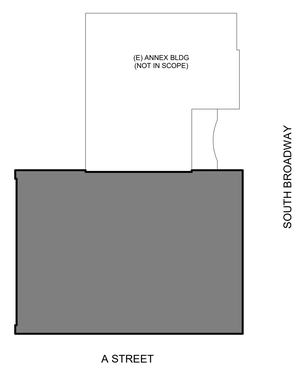

RED INC ARCHITECTS

1217 J STREET
MODESTO, CA 95354
209.522.8900
WWW.REDINCARCHITECTS.COM

ARCHITECT OF RECORD

LICENSED ARCHITECT
GREGORY L. PRICE
C-20944
STATE OF CALIFORNIA

SUBMITTAL #

CITY HALL ROOF REPLACEMENT

CAPITAL PROJECT NO. 22-006

CITY OF TURLOCK
156 S BROADWAY TURLOCK, CA 95380

PROJECT DETAILS

RED PROJECT NO:	22031
SUBMITTAL DATE:	08/23/2023

PROJECT REVISIONS

	DATE	DESCRIPTION

SHEET DETAILS

DRAWN BY:	WH
CHECKED BY:	GP
COPYRIGHT:	© RED INC

SHEET TITLE

PROPOSED ROOF PLAN (RESTORE OPTION)

SHEET NUMBER

A402

ASI or CO#

C:\Users\Walter\Documents\22031 Turlock City Hall Roof Replacement_Central_R20_W-Hadan.rvt

8/23/2023 11:19:21 AM

IF THIS SHEET IS NOT 30"x42", IT HAS BEEN RESIZED - DO NOT SCALE

0 1/4" 1/2" 1" 2"

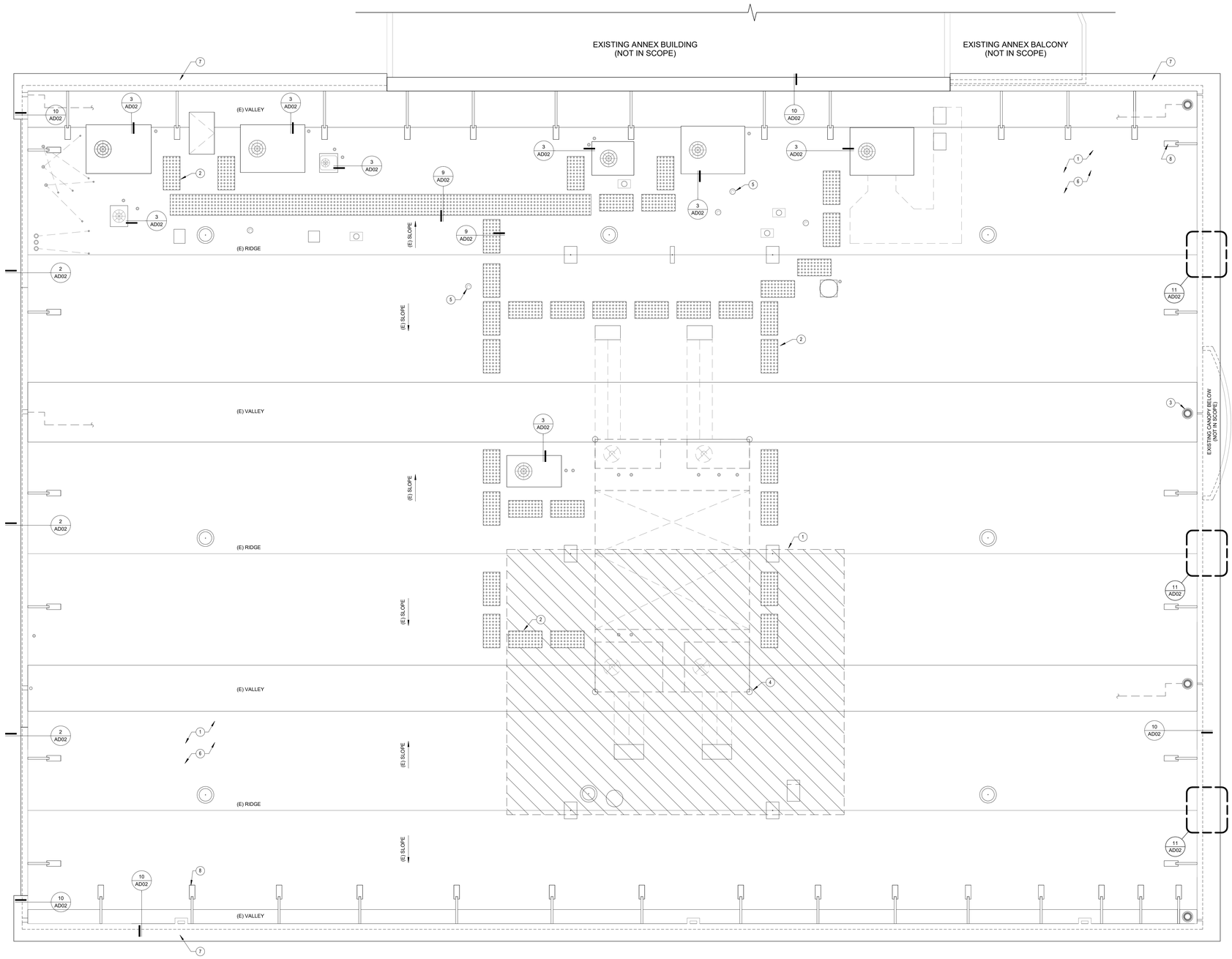

1 PROPOSED ROOF PLAN
3/16" = 1'-0"

N PLAN
N TRUE

KEYNOTES

1. REMOVE EXISTING ROOFING INCLUDING SINGLE-PLY RUBBER MEMBRANE AT HATCHED AREA INDICATED AND VERTICAL WALLS - PATCH, REPAIR AND PREP SURFACE FOR NEW RECOVER ROOFING SYSTEM
2. ROOF WALKWAY PADS - CONFIRM FINAL LOCATIONS WITH OWNER
3. REPLACE ALL ROOF DRAINS - SEE DETAIL 4/AD02
4. AT METAL SUPPORT POSTS (TYPICAL AT VARIOUS LOCATIONS - FIELD VERIFY), PROVIDE EITHER FLASHING DETAIL 7/AD02 OR 8/AD02
5. VENT THRU ROOF (TYPICAL AT VARIOUS LOCATIONS - FIELD VERIFY) - SEE DETAIL 5/AD02
6. FOR TYPICAL ROOF INSULATION ATTACHMENT, SEE DETAIL 6/AD02
7. PATCH, REPAIR AND PREP EXISTING CORNICE FOR TUFF-COAT ARCHITECTURAL COATING - INSTALL PER MANUFACTURER SPECIFICATIONS - COLOR TO BE DETERMINED BY OWNER
8. REMOVE PITCH PAN AND PROVIDE A FIELD FABRICATED MEMBRANE FLASHING - TYPICAL AT ALL PITCH PANS

GENERAL NOTES (RECOVER OPTION)

1. EXISTING ROOFING TO BE REMOVED INCLUDING ALL FLASHING AND TRIM. PRESERVE EXISTING ROOF DECK AND PATCH/REPAIR AS REQUIRED TO PROVIDE A PROPERLY PREPARED SUBSTRATE.
2. VERIFY WITH OWNER WHETHER ANY EXISTING PENETRATIONS CAN BE ABANDONED AND CAPPED PRIOR TO INSTALLATION OF NEW ROOFING.
3. ALL DUCTWORK SHALL BE CLEANED AND COATED WITH RUST-GO PRIMER AND PYRAMIC COATING.
4. CONTRACTOR TO CLEAN ALL SCUPPER, ROOF AND OVERFLOW DRAINS AND REMOVE DEBRIS. IF DRAIN IS DAMAGED OR IN NEED OF REPLACEMENT, NOTIFY OWNER AND ARCHITECT.
5. AT ALL VERTICAL WALL SURFACES, REMOVE EXISTING ROOFING MATERIAL AND REPLACE WITH NEW 1/4" DENSDECK PRIME AND ADHERED KEE MEMBRANE PER SPECIFICATIONS.
6. NOTIFY AND COORDINATE WITH OWNER ANY ANTICIPATED HVAC SERVICE INTERRUPTIONS REQUIRED TO COMPLETE SCOPE OF WORK. WHERE DUCTWORK REMOVAL IS REQUIRED, PROVIDE TEMPORARY FLEX DUCT.
7. FIELD VERIFY CONDITION OF EXISTING EXPOSED DUCTWORK. NOTIFY OWNER/ARCHITECT IF ANY PORTIONS ARE DAMAGED OR NEED REPLACEMENT.

KEY PLAN

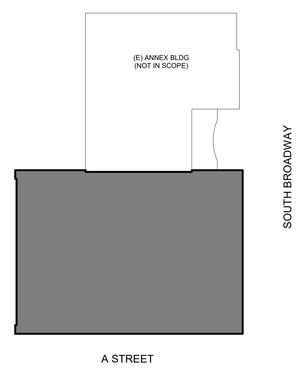

RED INC ARCHITECTS
1217 J STREET
MODESTO, CA 95354
209.522.8900
WWW.REDINCARCHITECTS.COM

ARCHITECT OF RECORD

LICENSED ARCHITECT
GREGORY L. PRICE
C-20944
STATE OF CALIFORNIA

SUBMITTAL #

CITY HALL ROOF REPLACEMENT

CAPITAL PROJECT NO. 22-006

CITY OF TURLOCK
156 S BROADWAY TURLOCK, CA 95380

PROJECT DETAILS

RED PROJECT NO:	22031
SUBMITTAL DATE:	08/23/2023

PROJECT REVISIONS

	DATE	DESCRIPTION

SHEET DETAILS

DRAWN BY:	WH
CHECKED BY:	GP
COPYRIGHT:	© RED INC

SHEET TITLE

PROPOSED ROOF PLAN (RECOVER OPTION)

SHEET NUMBER

A403

ASI or CO#

C:\Users\Walter\Documents\22031 Turlock City Hall Roof Replacement_Central_R20_W-Hatch.rvt

8/23/2023 11:19:23 AM

IF THIS SHEET IS NOT 30"x42", IT HAS BEEN RESIZED - DO NOT SCALE

0 1/4" 1/2" 1" 2"

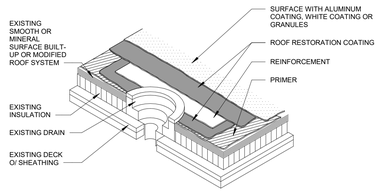

1 EXISTING DRAIN DETAIL

1 1/2" = 1'-0"

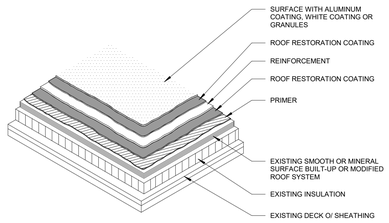

2 FIELD DETAIL

1 1/2" = 1'-0"

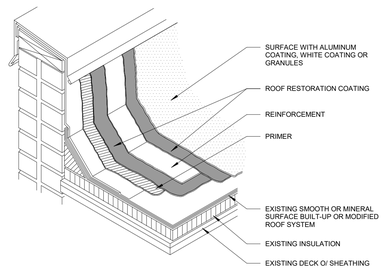

3 FLASHING DETAIL

1 1/2" = 1'-0"

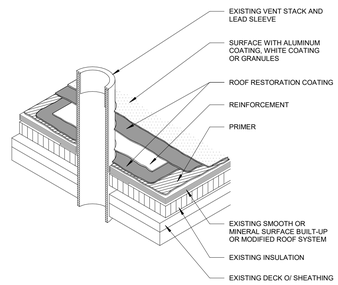

4 EXISTING PIPE FLASHING

3" = 1'-0"

RED INC ARCHITECTS

1217 J STREET
MODESTO, CA 95354
209.522.8900
WWW.REDINCARCHITECTS.COM

ARCHITECT OF RECORD

LICENSED ARCHITECT
GREGORY L. PRICE
C-29041
STATE OF CALIFORNIA

SUBMITTAL #

CITY HALL ROOF REPLACEMENT

CAPITAL PROJECT NO. 22-006

CITY OF TURLOCK

156 S BROADWAY TURLOCK, CA 95380

PROJECT DETAILS

RED PROJECT NO:	22031
SUBMITTAL DATE:	08/23/2023

PROJECT REVISIONS

	DATE	DESCRIPTION

SHEET DETAILS

DRAWN BY:	WH
CHECKED BY:	GP
COPYRIGHT:	© RED INC

SHEET TITLE

ROOF DETAILS - RESTORE OPTION

SHEET NUMBER

AD01

ASI or CO#

C:\Users\Walter\Documents\22031 Turlock City Hall Roof Replacement_Central_R20_W-Hatari.rvt

8/23/2023 11:19:24 AM

IF THIS SHEET IS NOT 30"x42", IT HAS BEEN RESIZED - DO NOT SCALE

0 1/4" 1/2" 1" 2"

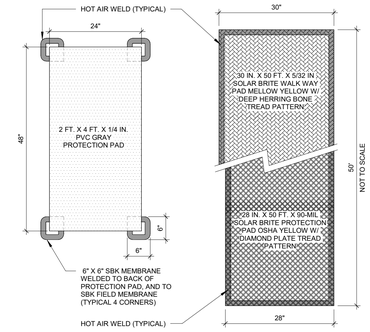

9 Walkway Pads
3/4" = 1'-0"

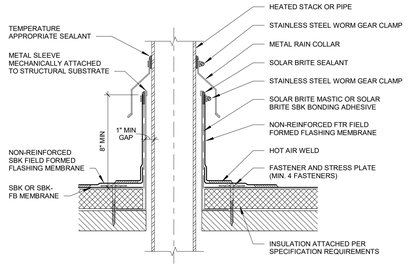

5 HEATED STACK FLASHING
1 1/2" = 1'-0"

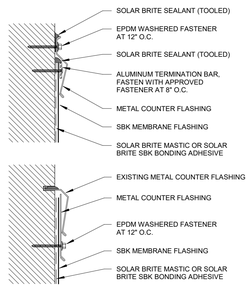

1 ALTERNATE WALL FLASHING
1 1/2" = 1'-0"

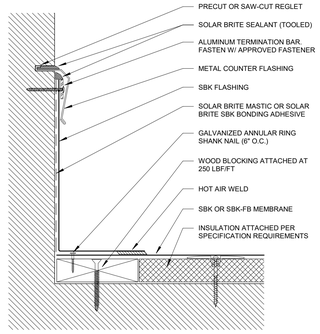

10 WALL FLASHING
3" = 1'-0"

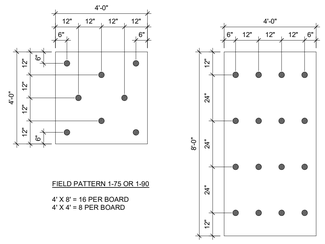

6 INSULATION ATTACHMENT
3/8" = 1'-0"

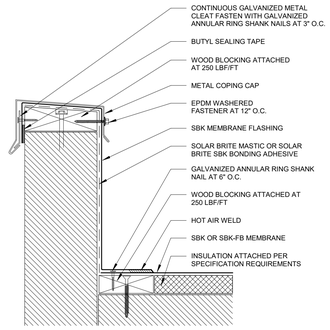

2 WALL AND CAP FLASHING
3" = 1'-0"

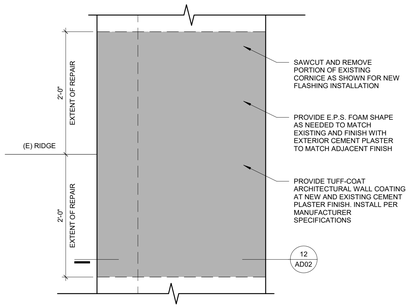

11 CORNICE PLAN AT RIDGE
1" = 1'-0"

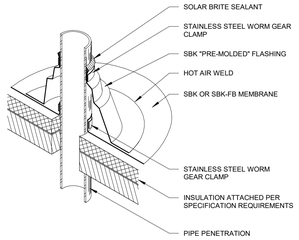

7 PRE-FORMED PIPE FLASHING
1 1/2" = 1'-0"

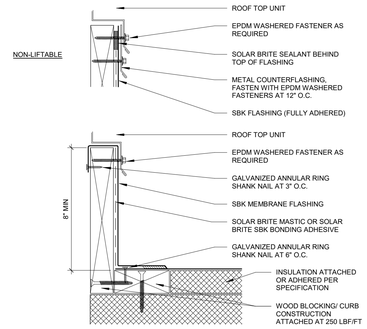

3 UNIT CURB FLASHING
3" = 1'-0"

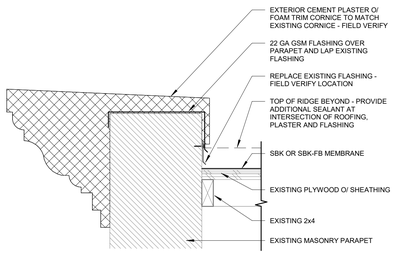

12 CORNICE SECTION AT RIDGE
1 1/2" = 1'-0"

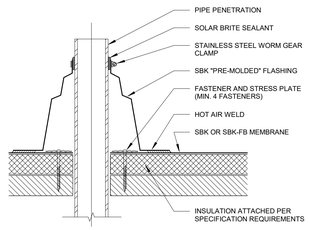

8 PRE-MOLDED PIPE FLASHING
3" = 1'-0"

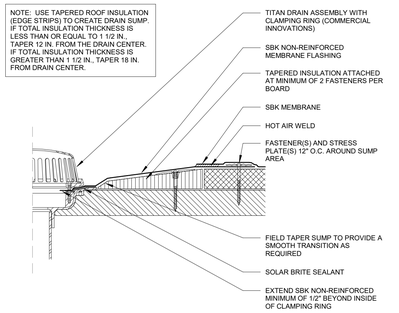

4 ROOF DRAIN FLASHING
1 1/2" = 1'-0"

RED INC ARCHITECTS

1217 J STREET
MODESTO, CA 95354
209.522.8900
WWW.REDINCARCHITECTS.COM

ARCHITECT OF RECORD

LICENSED ARCHITECT
GARY L. RED
C-20944
STATE OF CALIFORNIA

SUBMITTAL #

CITY HALL ROOF REPLACEMENT

CAPITAL PROJECT NO. 22-006

CITY OF TURLOCK
156 S BROADWAY TURLOCK, CA 95380

PROJECT DETAILS

RED PROJECT NO:	22031
SUBMITTAL DATE:	08/23/2023

PROJECT REVISIONS

	DATE	DESCRIPTION

SHEET DETAILS

DRAWN BY:	WH
CHECKED BY:	GP
COPYRIGHT:	© RED INC

SHEET TITLE

ROOF DETAILS - RECOVER OPTION

SHEET NUMBER

AD02

ASI or CO#

C:\Users\Walter\Documents\22031 Turlock City Hall Roof Replacement_Central_R20_W-Hatlani.rvt

8/23/2023 11:19:26 AM

IF THIS SHEET IS NOT 30"x42", IT HAS BEEN RESIZED - DO NOT SCALE

0 1/4" 1/2" 1" 2"